

### Features

- Metal construction

### Installation

- Wall-mount installation with slip-fit connection and NPT threads



### Codes/Standards







ASME A112.18.1/CSA B125.1

### KOHLER® Faucet Lifetime Limited Warranty

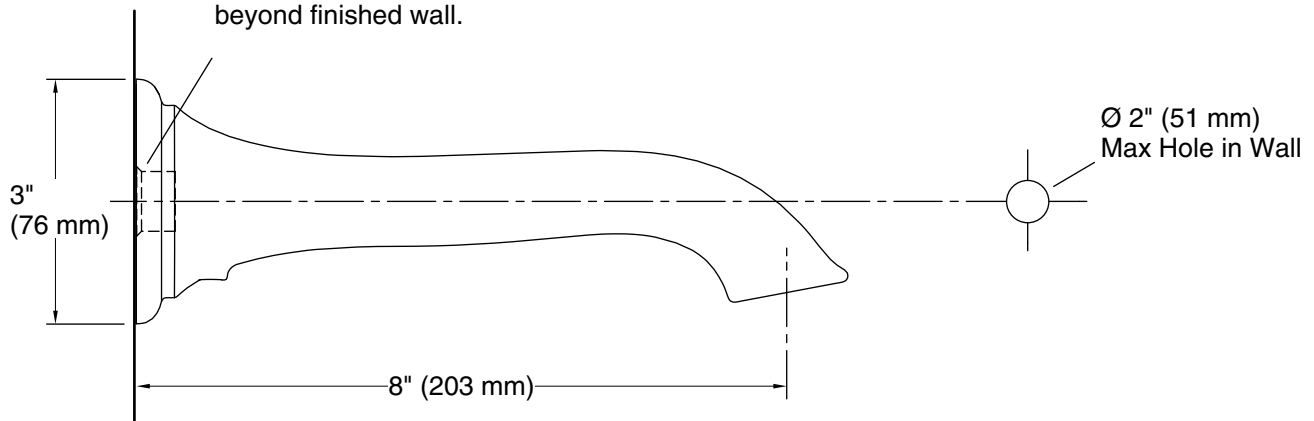
See website for detailed warranty information.

### Available Colors/Finishes

*Color tiles intended for reference only.*

Color	Code	Description
	CP	Polished Chrome
	SN	Vibrant™ Polished Nickel
	BN	Vibrant™ Brushed Nickel
	BV	Vibrant™ Brushed Bronze
	2BZ	Oil-Rubbed Bronze
	2MB	Vibrant™ Brushed Moderne Brass

For slip-fit spout, 5/8" OD tube  
must extend 2-1/2" (64 mm)  
beyond finished wall.  
For threaded spout, 1/2" NPT pipe  
must extend 1-3/4" (44 mm)  
beyond finished wall.



### Technical Information

All product dimensions are nominal.

### Notes

Install this product according to the installation guide.